

# KEILHAUER

Spec Sheet

# Epix



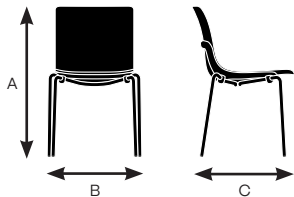
# Epix Specifications

Design by Form Us With Love  
Made by Keilhauer

	76200 Side chair with a plastic shell and 4-leg steel base	76210 Side chair with a formed felt shell and 4-leg steel base	76220 Side chair with a plastic shell, upholstered seat pad and 4-leg steel base	76260 Side chair, formed felt shell with seat pad, 4-leg steel base
Seat				
Seat Height	18"	18"	18.5"	18.5"
Seat Width	16.5"	16.5"	16.5"	16.5"
Seat Depth	17.5"	17.5"	17.5"	17.5"
Seat Pan Angle	11.5°	11.5°	11.5°	11.5°
Back				
Backrest Height	17.5"	17.5"	17.5"	17.5"
Backrest Width	16.5"	16.5"	16.5"	16.5"
Backrest Angle	101°	101°	101°	101°
Backrest to Seat Angle	89.5°	89.5°	89.5°	89.5°
Stacking				
Stacking on Floor	6	6	6	6
Overall Height (Floor)	43"	43"	43"	43"
Overall Width (Floor)	20"	20"	20"	20"
Overall Depth (Floor)	32"	32"	32"	32"
Stacking on Dolly	10	10	10	10
Overall Height (Dolly)	59"	59"	59"	59"
Overall Width (Dolly)	24.5"	24.5"	24.5"	20"
Overall Depth (Dolly)	41.5"	41.5"	41.5"	41.5"

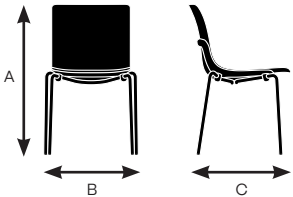
## Model 76200

A. Overall Height	32"
B. Overall Width	20"
C. Overall Depth	21.5"



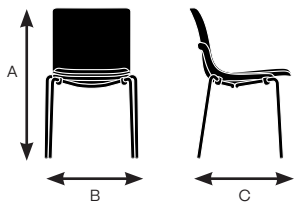
## Model 76210

A. Overall Height	32"
B. Overall Width	20"
C. Overall Depth	21.5"



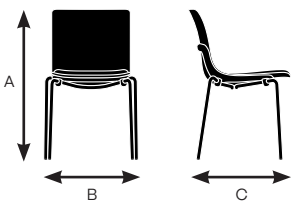
## Model 76220

A. Overall Height	32"
B. Overall Width	20"
C. Overall Depth	21.5"



## Model 76260

A. Overall Height	32"
B. Overall Width	20"
C. Overall Depth	21.5"



## Construction Material

Body	Polypropylene or 1500gr with 70% BICO Fiber PET Felt
Seat Pad and Cushioning	Thermoplastic standard blend used is 50% consumer and 50% post industrial PP/PE and CFC Free Polyurethane Flex Foam
Frame and Arms	Cast Aluminum ADC12
Base	AISI 1020 Cold Rolled Steel

KEILHAUER

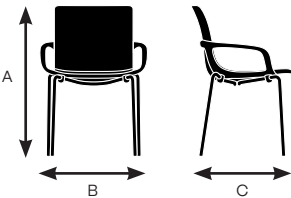
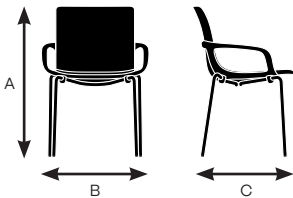
# Epix Specifications

Design by Form Us With Love  
Made by Keilhauer

	76230 Side chair with a plastic shell, arms and 4-leg steel base	76240 Side chair with a formed felt shell, arms and 4-leg steel base	76250 Side chair with a plastic shell, upholstered seat pad, arms and 4-leg steel base	76270 Side chair with a formed felt shell, arms, seatpad and 4-leg steel base
Seat				
Seat Height	18"	18"	18.5"	18.5"
Seat Width	16.5"	16.5"	16.5"	16.5"
Seat Depth	17.5"	17.5"	17.5"	17.5"
Seat Pan Angle	11.5°	11.5°	11.5°	11.5°
Back				
Backrest Height	17.5"	17.5"	17.5"	17.5"
Backrest Width	16.5"	16.5"	16.5"	16.5"
Backrest Angle	101°	101°	101°	101°
Backrest to Seat Angle	89.5°	89.5°	89.5°	89.5°
Arm				
Arm Height	7.5"	7.5"	7.5"	7.5"
Armrest Length	10"	10"	10"	10"
Armrest Width	1"	1"	1"	1"
Armrest Set Back	6.25"	6.25"	6.25"	6.25"
Width Between Armrests	19.5"	19.5"	19.5"	19.5"
Arm Height from Floor	24"	24"	24"	24"
Stacking				
Stacking on Floor	5	5	5	6
Overall Height (Floor)	40.5"	40.5"	40.5"	43"
Overall Width (Floor)	22.25"	22.25"	22.25"	20"
Overall Depth (Floor)	29.75"	29.75"	29.75"	32"
Stacking on Dolly	5	5	5	10
Overall Height (Dolly)	46"	46"	46"	59"
Overall Width (Dolly)	24.5"	24.5"	24.5"	20"
Overall Depth (Dolly)	34.75"	34.75"	34.75"	41.5"

## Model 76230

A. Overall Height	32"
B. Overall Width	22.25"
C. Overall Depth	21.5"

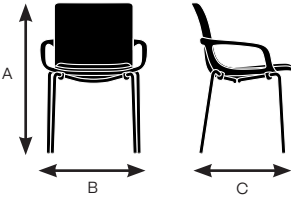
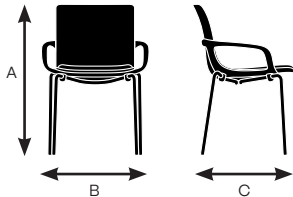


## Model 76240

A. Overall Height	32"
B. Overall Width	22.25"
C. Overall Depth	21.5"

## Model 76250

A. Overall Height	32"
B. Overall Width	22.25"
C. Overall Depth	21.5"



## Model 76270

A. Overall Height	32"
B. Overall Width	20"
C. Overall Depth	21.5"

## Construction Material

Body	Polypropylene or 1500gr with 70% BICO Fiber PET Felt
Seat Pad and Cushioning	Thermoplastic standard blend used is 50% consumer and 50% post industrial PP/PE and CFC Free Polyurethane Flex Foam
Frame and Arms	Cast Aluminum ADC12
Base	AISI 1020 Cold Rolled Steel

KEILHAUER

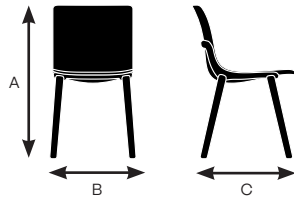
# Epix Specifications

Design by Form Us With Love  
Made by Keilhauer

	76201 Side chair with a plastic shell and ash legs	76202 Side chair with a plastic shell and walnut legs	76211 Side chair with a formed felt shell and ash legs	76212 Side chair with a formed felt shell and walnut legs	76221 Side chair with a plastic shell, upholstered seat pad and ash legs	76222 Side chair with a plastic shell, upholstered seat pad and walnut legs	76261 Side chair, formed felt shell with seatpad, 4-leg ash base	76262 Side chair, formed felt shell with seatpad, 4-leg walnut base
Seat								
Seat Height	18.25"	18.25"	18.25"	18.25"	18.75"	18.75"	18.75"	18.75"
Seat Width	16.5"	16.5"	16.5"	16.5"	16.5"	16.5"	16.5"	16.5"
Seat Depth	17.5"	17.5"	17.5"	17.5"	17.5"	17.5"	17.5"	17.5"
Seat Pan Angle	11.5°	11.5°	11.5°	11.5°	11.5°	11.5°	11.5°	11.5°
Back								
Backrest Height	17.5"	17.5"	17.5"	17.5"	17.5"	17.5"	17.5"	17.5"
Backrest Width	16.5"	16.5"	16.5"	16.5"	16.5"	16.5"	16.5"	16.5"
Backrest Angle	101°	101°	101°	101°	101°	101°	101°	101°
Backrest to Seat Angle	89.5°	89.5°	89.5°	89.5°	89.5°	89.5°	89.5°	89.5°

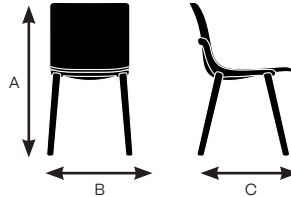
## Model 76201

A. Overall Height	32"
B. Overall Width	20"
C. Overall Depth	21.5"



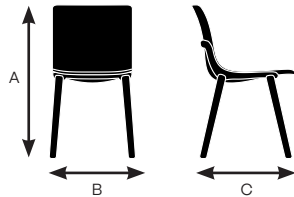
## Model 76202

A. Overall Height	32"
B. Overall Width	20"
C. Overall Depth	21.5"



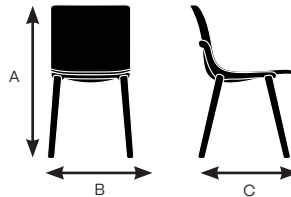
## Model 76211

A. Overall Height	32"
B. Overall Width	20"
C. Overall Depth	21.5"



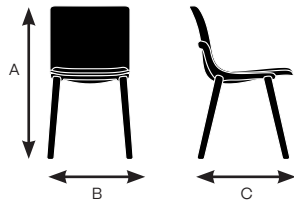
## Model 76212

A. Overall Height	32"
B. Overall Width	20"
C. Overall Depth	21.5"



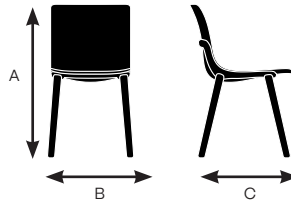
## Model 76221

A. Overall Height	32"
B. Overall Width	20"
C. Overall Depth	21.5"



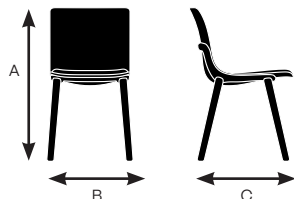
## Model 76222

A. Overall Height	32"
B. Overall Width	20"
C. Overall Depth	21.5"



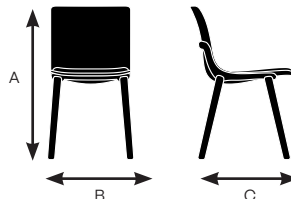
## Model 76261

A. Overall Height	32.25"
B. Overall Width	20"
C. Overall Depth	21.5"



## Model 76262

A. Overall Height	32.25"
B. Overall Width	20"
C. Overall Depth	21.5"



## Construction Material

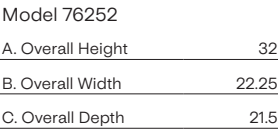
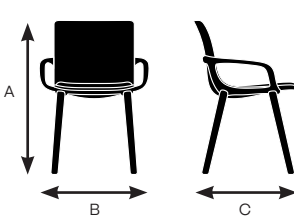
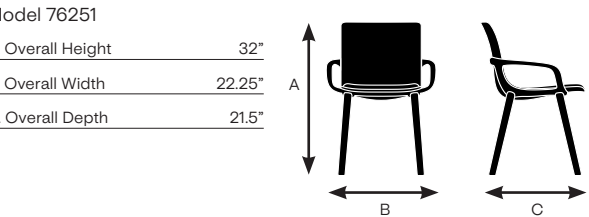
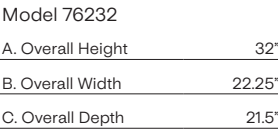
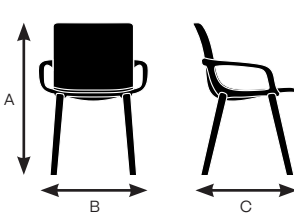
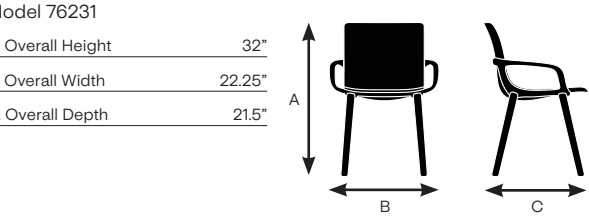
Body	Polypropylene or 1500gr with 70% BICO Fiber PET Felt
Seat Pad and Cushioning	Thermoplastic standard blend used is 50% consumer and 50% post industrial PP/PE and CFC Free Polyurethane Flex Foam
Frame and Arms	Cast Aluminum ADC12
Base	Hardwood Ash or Walnut

# KEILHAUER

# Epix Specifications

Design by Form Us With Love  
Made by Keilhauer

	76231 Side chair with a plastic shell, arms and ash legs	76232 Side chair with a plastic shell, arms and walnut legs	76251 Side chair with a plastic shell, arms, upholstered seatpad and ash legs	76252 Side chair with a plastic shell, ams, upholstered seat pad and walnut legs
Seat				
Seat Height	18.25"	18.25"	18.75"	18.75"
Seat Width	16.5"	16.5"	16.5"	16.5"
Seat Depth	17.5"	17.5"	17.5"	17.5"
Seat Pan Angle	11.5°	11.5°	11.5°	11.5°
Back				
Backrest Height	17.5"	17.5"	17.5"	17.5"
Backrest Width	16.5"	16.5"	16.5"	16.5"
Backrest Angle	101°	101°	101°	101°
Backrest to Seat Angle	89.5°	89.5°	89.5°	89.5°
Arm				
Arm Height	7.5"	7.5"	7.5"	7.5"
Armrest Length	10"	10"	10"	10"
Armrest Width	1"	1"	1"	1"
Armrest Set Back	6.25"	6.25"	6.25"	6.25"
Width Between Armrests	19.5"	19.5"	19.5"	19.5"
Arm Height from Floor	24.25"	24.25"	24.25"	24.25"



Construction Material	
Body	Polypropylene or 1500gr with 70% BICO Fiber PET Felt
Seat Pad and Cushioning	Thermoplastic standard blend used is 50% consumer and 50% post industrial PP/PE and CFC Free Polyurethane Flex Foam
Frame and Arms	Cast Aluminum ADC12
Base	Hardwood Ash or Walnut

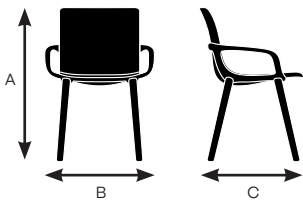
# Epix Specifications

Design by Form Us With Love  
Made by Keilhauer

	76241 Side chair with a formed felt shell, arms and ash legs	76242 Side chair with a formed felt shell, arms and walnut legs	76271 Side chair with a formed felt shell, arms, seatpad and 4-leg ash base	76272 Side chair with a formed felt shell, arms, seatpad and 4-leg walnut base
Seat				
Seat Height	18.25"	18.25"	18.75"	18.75"
Seat Width	16.5"	16.5"	16.5"	16.5"
Seat Depth	17.5"	17.5"	17.5"	17.5"
Seat Pan Angle	11.5°	11.5°	11.5°	11.5°
Back				
Backrest Height	17.5"	17.5"	17.5"	17.5"
Backrest Width	16.5"	16.5"	16.5"	16.5"
Backrest Angle	101°	101°	101°	101°
Backrest to Seat Angle	89.5°	89.5°	89.5°	89.5°
Arm				
Arm Height	7.5"	7.5"	7.5"	7.5"
Armrest Length	10"	10"	10"	10"
Armrest Width	1"	1"	1"	1"
Armrest Set Back	6.25"	6.25"	6.25"	6.25"
Width Between Armrests	19.5"	19.5"	19.5"	19.5"
Arm Height from Floor	24.25"	24.25"	24.25"	24.25"

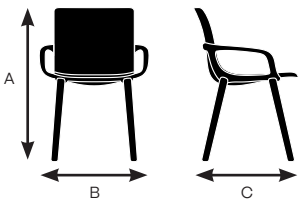
## Model 76241

A. Overall Height	32
B. Overall Width	22.25
C. Overall Depth	21.5



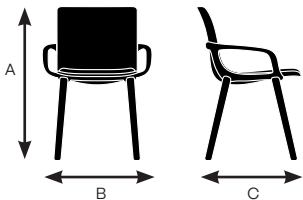
## Model 76242

A. Overall Height	32
B. Overall Width	22.25
C. Overall Depth	21.5



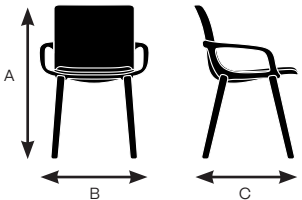
## Model 76271

A. Overall Height	32.25
B. Overall Width	20
C. Overall Depth	21.5



## Model 76272

A. Overall Height	32.25
B. Overall Width	20
C. Overall Depth	21.5



## Construction Material

Body	Polypropylene or 1500gr with 70% BICO Fiber PET Felt
Seat Pad and Cushioning	Thermoplastic standard blend used is 50% consumer and 50% post industrial PP/PE and CFC Free Polyurethane Flex Foam
Frame and Arms	Cast Aluminum ADC12
Base	Hardwood Ash or Walnut

KEILHAUER

# Epix Specifications

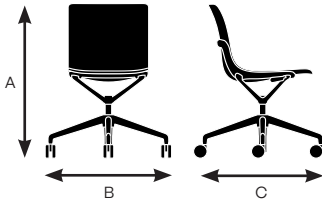
Design by Form Us With Love  
Made by Keilhauer

76203 Side chair with a plastic shell and 4-star aluminum base	76213 Side chair with a formed felt shell and 4-star aluminum base	76223 Side chair with a plastic shell, upholstered seat pad and 4-star aluminum base	76263 Side chair with a formed felt shell, seatpad and 4-star aluminum base
---	---	---	--

Seat				
Seat Height	16.5" - 20"	16.5" - 20"	16.5" - 20"	16.5" - 20"
Seat Width	16.5"	16.5"	16.5"	16.5"
Seat Depth	17.5"	17.5"	17.5"	17.5"
Seat Pan Angle	11.5°	11.5°	11.5°	11.5°
Back				
Backrest Height	17.5"	17.5"	17.5"	17.5"
Backrest Width	16.5"	16.5"	16.5"	16.5"
Backrest Angle	101°	101°	101°	101°
Backrest to Seat Angle	89.5°	89.5°	89.5°	89.5°

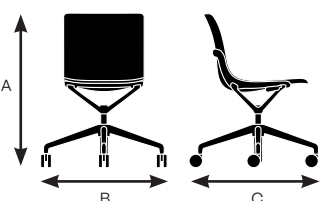
## Model 76203

A. Overall Height	30.5" - 34"
B. Overall Width	25.5"
C. Overall Depth	26.75"



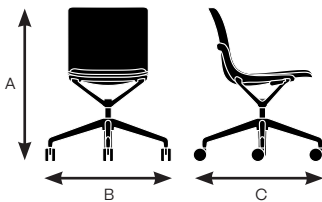
## Model 76213

A. Overall Height	30.5" - 34"
B. Overall Width	25.5"
C. Overall Depth	26.75"



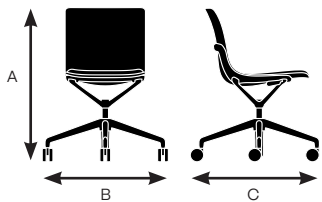
## Model 76223

A. Overall Height	30.5" - 34"
B. Overall Width	25.5"
C. Overall Depth	26.75"



## Model 76263

A. Overall Height	30.5" - 34"
B. Overall Width	25.5"
C. Overall Depth	26.75"



## Construction Material

Body	Polypropylene or 1500gr with 70% BICO Fiber PET Felt
Seat Pad and Cushioning	Thermoplastic standard blend used is 50% consumer and 50% post industrial PP/PE and CFC Free Polyurethane Flex Foam
Frame and Arms	Cast Aluminum ADC12
Base	Cast Aluminum ADC12

KEILHAUER

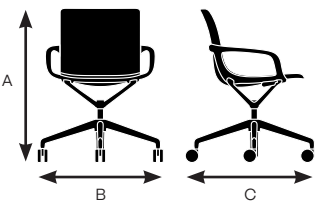
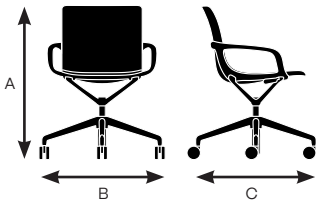
# Epix Specifications

Design by Form Us With Love  
Made by Keilhauer

	76233 Side chair with a plastic shell, arms and 4-star aluminum base	76243 Side chair with a formed felt shell, arms and 4-star aluminum base	76253 Side chair with a plastic shell, upholstered seat pad, arms and 4-star aluminum base	76273 Side chair with a formed felt shell, arms, seatpad and 4-star aluminum base
Seat				
Seat Height	16.5" - 20"	16.5" - 20"	16.5" - 20"	17" - 20.5"
Seat Width	16.5"	16.5"	16.5"	16.5"
Seat Depth	17.5"	17.5"	17.5"	17.5"
Seat Pan Angle	11.5°	11.5°	11.5°	11.5°
Back				
Backrest Height	17.5"	17.5"	17.5"	17.5"
Backrest Width	16.5"	16.5"	16.5"	16.5"
Backrest Angle	101°	101°	101°	101°
Backrest to Seat Angle	89.5°	89.5°	89.5°	89.5°
Arm				
Arm Height	7.5"	7.5"	7.5"	7.5"
Armrest Length	10"	10"	10"	10"
Armrest Width	1"	1"	1"	1"
Armrest Set Back	6.25"	6.25"	6.25"	6.25"
Width Between Armrests	19.5"	19.5"	19.5"	19.5"
Arm Height from Floor	22.5" - 26"	22.5" - 26"	22.5" - 26"	22.5" - 26"

## Model 76233

A. Overall Height	30.5" - 34"
B. Overall Width	25.5"
C. Overall Depth	26.75"

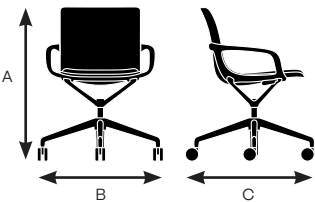
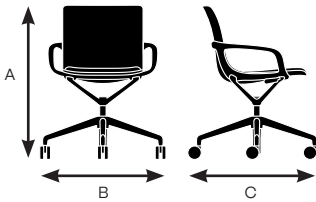


## Model 76243

A. Overall Height	30.5" - 34"
B. Overall Width	25.5"
C. Overall Depth	26.75"

## Model 76253

A. Overall Height	30.5" - 34"
B. Overall Width	25.5"
C. Overall Depth	26.75"



## Model 76273

A. Overall Height	30.5" - 34"
B. Overall Width	20"
C. Overall Depth	26.75"

## Construction Material

Body	Polypropylene or 1500gr with 70% BICO Fiber PET Felt
Seat Pad and Cushioning	Thermoplastic standard blend used is 50% consumer and 50% post industrial PP/PE and CFC Free Polyurethane Flex Foam
Frame and Arms	Cast Aluminum ADC12
Base	Cast Aluminum ADC12

KEILHAUER



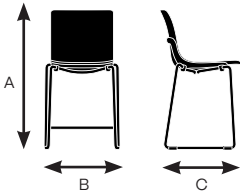
# Epix Specifications

Design by Form Us With Love  
Made by Keilhauer

	76205 Counter stool with a plastic shell and sled base	76215 Counter stool with a formed felt shell and sled base	76225 Counter stool with a plastic shell, upholstered seat pad and sled base	76265 Counter stool with formed felt shell, seatpad and sled base
Seat				
Seat Height	23"	23"	23.5"	23.5"
Seat Width	16.5"	16.5"	16.5"	16.5"
Seat Depth	17.5"	17.5"	17.5"	17.5"
Seat Pan Angle	11.5°	11.5°	11.5°	11.5°
Back				
Backrest Height	17.5"	17.5"	17.5"	17.5"
Backrest Width	16.5"	16.5"	16.5"	16.5"
Backrest Angle	101°	101°	101°	101°
Backrest to Seat Angle	89.5°	89.5°	89.5°	89.5°
Stacking				
Stacking on Floor	5	5	5	5
Overall Height (Floor)	45.75"	45.75"	45.75"	45.75"
Overall Width (Floor)	20.5"	20.5"	20.5"	20.5"
Overall Depth (Floor)	30.75"	30.75"	30.75"	30.75"

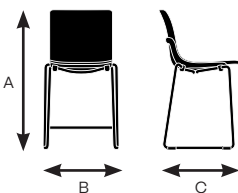
## Model 76205

A. Overall Height	37"
B. Overall Width	20.5"
C. Overall Depth	21.5"



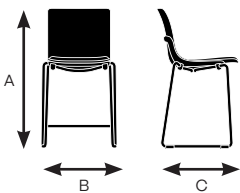
## Model 76215

A. Overall Height	37"
B. Overall Width	20.5"
C. Overall Depth	21.5"



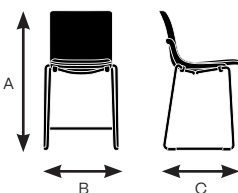
## Model 76225

A. Overall Height	37"
B. Overall Width	20.5"
C. Overall Depth	21.5"



## Model 76265

A. Overall Height	37"
B. Overall Width	20"
C. Overall Depth	21.5"



## Construction Material

Body	Polypropylene or 1500gr with 70% BICO Fiber PET Felt
Seat Pad and Cushioning	Thermoplastic standard blend used is 50% consumer and 50% post industrial PP/PE and CFC Free Polyurethane Flex Foam
Frame and Arms	Cast Aluminum ADC12
Base	AISI 1020 Cold Rolled Steel

KEILHAUER

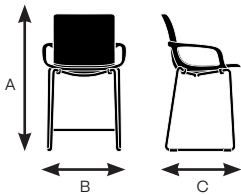
# Epix Specifications

Design by Form Us With Love  
Made by Keilhauer

	76235 Counter stool with a plastic shell, arms and sled base	76245 Counter stool with a formed felt shell, arms and sled base	76255 Counter stool with a plastic shell, upholstered seat pad, arms and sled base	76275 Counter stool with a formed felt shell, arms, seatpad and sled base
Seat				
Seat Height	23"	23"	23.5"	23.5"
Seat Width	16.5"	16.5"	16.5"	16.5"
Seat Depth	17.5"	17.5"	17.5"	17.5"
Seat Pan Angle	11.5°	11.5°	11.5°	11.5°
Back				
Backrest Height	17.5"	17.5"	17.5"	17.5"
Backrest Width	16.5"	16.5"	16.5"	16.5"
Backrest Angle	101°	101°	101°	101°
Backrest to Seat Angle	89.5°	89.5°	89.5°	89.5°
Arm				
Arm Height	7.5"	7.5"	7.5"	7.5"
Armrest Length	10"	10"	10"	10"
Armrest Width	1"	1"	1"	1"
Armrest Set Back	6.25"	6.25"	6.25"	6.25"
Width Between Armrests	19.5"	19.5"	19.5"	19.5"
Arm Height from Floor	38.75"	38.75"	38.75"	32.75"
Stacking				
Stacking on Floor	N/A	N/A	N/A	5
Overall Height (Floor)	N/A	N/A	N/A	45.75"
Overall Width (Floor)	N/A	N/A	N/A	20.5"
Overall Depth (Floor)	N/A	N/A	N/A	30.75"

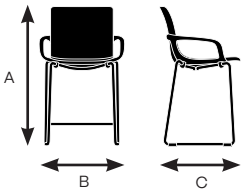
## Model 76235

A. Overall Height	37"
B. Overall Width	22.25"
C. Overall Depth	21.5"



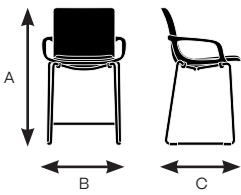
## Model 76245

A. Overall Height	37"
B. Overall Width	22.25"
C. Overall Depth	21.5"



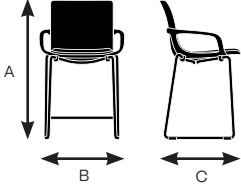
## Model 76255

A. Overall Height	37"
B. Overall Width	22.25"
C. Overall Depth	21.5"



## Model 76275

A. Overall Height	37"
B. Overall Width	20"
C. Overall Depth	21.5"



## Construction Material

Body	Polypropylene or 1500gr with 70% BICO Fiber PET Felt
Seat Pad and Cushioning	Thermoplastic standard blend used is 50% consumer and 50% post industrial PP/PE and CFC Free Polyurethane Flex Foam
Frame and Arms	Cast Aluminum ADC12
Base	AISI 1020 Cold Rolled Steel

KEILHAUER

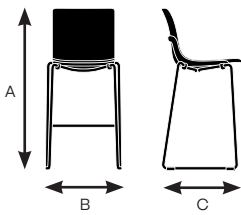
# Epix Specifications

Design by Form Us With Love  
Made by Keilhauer

	76204 Bar stool with a plastic shell and sled base	76214 Bar stool with a formed felt shell and sled base	76224 Bar stool with a plastic shell, upholstered seat pad and sled base	76264 Bar stool with a formed felt shell, seat pad and sled base
Seat				
Seat Height	29"	29"	29.5"	29.5"
Seat Width	16.5"	16.5"	16.5"	16.5"
Seat Depth	17.5"	17.5"	17.5"	17.5"
Seat Pan Angle	11.5°	11.5°	11.5°	11.5°
Back				
Backrest Height	17.5"	17.5"	17.5"	17.5"
Backrest Width	16.5"	16.5"	16.5"	16.5"
Backrest Angle	101°	101°	101°	101°
Backrest to Seat Angle	89.5°	89.5°	89.5°	89.5°
Stacking				
Stacking on Floor	5	5	5	N/A
Overall Height (Floor)	51.75"	51.75"	51.75"	N/A
Overall Width (Floor)	20.5"	20.5"	20.5"	N/A
Overall Depth (Floor)	31.75"	31.75"	31.75"	N/A

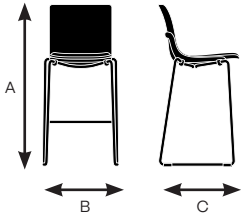
## Model 76204

A. Overall Height	43"
B. Overall Width	20.5"
C. Overall Depth	21.5"



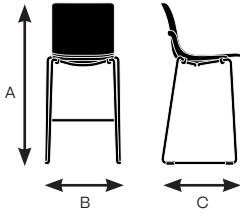
## Model 76224

A. Overall Height	43"
B. Overall Width	20.5"
C. Overall Depth	21.5"



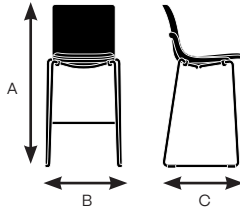
## Model 76214

A. Overall Height	43"
B. Overall Width	20.5"
C. Overall Depth	21.5"



## Model 76264

A. Overall Height	43"
B. Overall Width	22.25"
C. Overall Depth	21.5"



## Construction Material

Body	Polypropylene or 1500gr with 70% BICO Fiber PET Felt
Seat Pad and Cushioning	Thermoplastic standard blend used is 50% consumer and 50% post industrial PP/PE and CFC Free Polyurethane Flex Foam
Frame and Arms	Cast Aluminum ADC12
Base	AISI 1020 Cold Rolled Steel

KEILHAUER

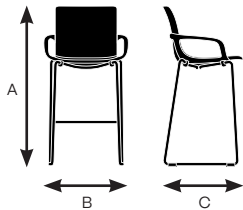
# Epix Specifications

Design by Form Us With Love  
Made by Keilhauer

	76234 Bar stool with a plastic shell, arms and sled base	76244 Bar stool with a formed felt shell, arms and sled base	76254 Bar stool with a plastic shell, upholstered seat pad, arms and sled base	76274 Bar stool with a formed felt shell, arms, seatpad and sled base
Seat				
Seat Height	29"	29"	29.5"	29.5"
Seat Width	16.5"	16.5"	16.5"	16.5"
Seat Depth	17.5"	17.5"	17.5"	17.5"
Seat Pan Angle	11.5°	11.5°	11.5°	11.5°
Back				
Backrest Height	17.5"	17.5"	17.5"	17.5"
Backrest Width	16.5"	16.5"	16.5"	16.5"
Backrest Angle	101°	101°	101°	101°
Backrest to Seat Angle	89.5"	89.5"	89.5"	89.5"
Arm				
Arm Height	7.5"	7.5"	7.5"	7.5"
Armrest Length	10"	10"	10"	10"
Armrest Width	1"	1"	1"	1"
Armrest Set Back	6.25"	6.25"	6.25"	6.25"
Width Between Armrests	19.5"	19.5"	19.5"	19.5"
Arm Height from Floor	38.75"	38.75"	38.75"	38.75"
Stacking				
Stacking on Floor	N/A	N/A	N/A	5
Overall Height (Floor)	N/A	N/A	N/A	51.75"
Overall Width (Floor)	N/A	N/A	N/A	20.5"
Overall Depth (Floor)	N/A	N/A	N/A	31.75"

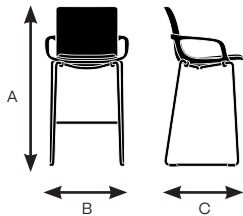
## Model 76234

A. Overall Height	43"
B. Overall Width	22.25"
C. Overall Depth	21.5"



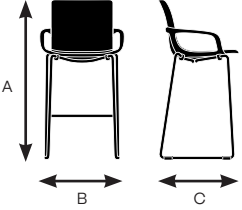
## Model 76254

A. Overall Height	43"
B. Overall Width	22.25"
C. Overall Depth	21.5"



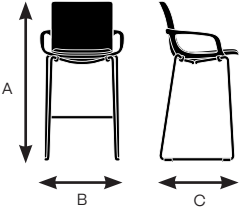
## Model 76244

A. Overall Height	43"
B. Overall Width	22.25"
C. Overall Depth	21.5"



## Model 76274

A. Overall Height	43"
B. Overall Width	20"
C. Overall Depth	21.5"



## Construction Material

Body	Polypropylene or 1500gr with 70% BICO Fiber PET Felt
Seat Pad and Cushioning	Thermoplastic standard blend used is 50% consumer and 50% post industrial PP/PE and CFC Free Polyurethane Flex Foam
Frame and Arms	Cast Aluminum ADC12
Base	AISI 1020 Cold Rolled Steel

KEILHAUER